



PROGRAM, REVIEW AND ANALYSIS
January- June 2020 C Y

SFO4 Loreto A Francisco
OIC-Municipal Fire Marshal



TABLE OF CONTENTS

I. General Overview

A. Municipal Profile

B. Jurisdictional Map of the Reina Mercedes, Isabela

II. Administrative Updates

A. Personnel Administration

- ▶ Personnel Strength / Rank Profile

- ▶ Personnel Training Profile

B. Promotion and Recruitment

C. Updates in the Implementation of the Philippine Anti-Drug Strategy (PADS)



III. LOGISTICAL UPDATES

A. Status of Fire Stations / Substations

- **Status of Construction of Fire Stations and Buildings**
- **Status of Repair of Fire Stations and Buildings**

B. Status of Fire Apparatus, Ambulances, and Service Vehicle

- **Status of Repair of Fire Apparatus**
- **Status of Repair of Ambulances**
- **Status of Repair of Service Vehicle**



IV. OPERATIONAL UPDATES

A. Fire Prevention

B. Fire Suppression

C. Fire Investigation

D. Emergency Medical/Dental and Rescue Services

E. Updates on Non-Fire and Related Responses
(BFP Responses during

- ▶ Typhoons, Earthquakes, Natural and Man-Made Disasters / Calamities, Pandemics, Terrorists Attacks and Similar Events)



V. BUDGETARY UPDATES

- A. Status of Utilization of Funds

VI. PLANS AND PROGRAMS

- A. Physical Report of Operations
 - B. Action Plan
- 

I. General Overview

A. Municipal Profile

AREA PROFILE

MUNICIPALITY	NO. OF BARANGAYS	POPULATION	LAND AREA (km ²)	NO. OF ESTABLISHMENTS (as per BPLO)
REINA MERCEDES	20	26,998	57.14 km ²	

B. Jurisdictional Map of the Reina Mercedes, Isabela

15 km North of Cauayan City
25 Km South of Ilagan City & at the
West: Luna & Gamu
East :San Mariano





20 Barangays

- Banquero
- Binarsang
- Cutog Grande
- Cutog Pequeño
- Dangan
- District 1
- District 2
- Labinab Grande
- Labinab Pequeño
- Mallalatang Grande
- Mallalatang Tungi
- Nappaccu Grande
- Nappaccu Pequeño
- Sallucong
- Santiago
- Santor
- Sinippil
- Tallungan
- Turod
- Villador



II. ADMINISTRATIVE UPDATE

Table IIA-1 PERSONNEL STRENGTH / RANK PROFILE

Municipality	OFFICER					NON OFFICER							NU P	TOT AL
	SSUPT	SUPT	CINSP	SINSP	INSP	SFO4	SFO3	SFO2	SFO1	FO3	FO2	FO1		
Reina Mercedes	0	0	0	0	0	1	0	0	3	2	0	7	0	13

Table IIA-2 TRAINING PROFILE

	TRAINING													TOTAL
	OSEC	PSOAC	OBC	W/OUT OBC	OCC	FPSC	FAIC	FAIC	FIC	FSBC	P/FBRC	W/OUT FBRC	NUP	
Reina Mercedes	0	0	0	0	0	1	3	0	0	0	9	1	0	13



III. LOGISTICAL UPDATE

A. Status of Fire Station/Sub-Station

STATUS OF CONSTRUCTION OF FIRE STATION BUILDINGS CY 2020

ISABELA	DATE STARTED/ NTP	CONTRACT AMOUNT	PROGRESS OF CONSTRUCTION	DATE OF COMPLETION	REMARKS
REINA MERCEDES	JANUARY 11,2017	P 4,228,780.75		JULY 5, 2017	NEWLY CONSTRUCTED TYPICAL TYPE

B. Status of Fire Apparatus, Ambulance and Service Vehicle

STATUS REPAIR OF FIRETRUCK CY 2020

ISABELA	DATE AWARDED	AMOUNT OF CONTRACT	PROGRESS OF REPAIR (% of Accomplishment)	DATE OF COMPLETION	REMARKS
REINA MERCEDES	NEGATIVE				

STATUS REPAIR OF RESCUE TRANSPORT VEHICLE CY 2020

ISABELA	DATE AWARDED	BUDGET	AMOUNT OF CONTRACT	PROGRESS OF CONSTRUCTION (% of Accomplishment)	DATE OF COMPLETION	REMARKS
REINA MERCEDES	NEGATIVE	NEGATIVE	NEGATIVE	NEGATIVE	NEGATIVE	NEGATIVE



STATUS REPAIR OF SERVICE VEHICLE - MOTORCYCLE CY 2020

ISABELA	DATE AWARDED	BUDGET	AMOUNT OF CONTRACT	PROGRESS OF CONSTRUCTION (% of Accomplishment)	DATE OF COMPLETION	REMARKS
REINA MERCEDES	NEGATIVE	NEGATIVE				



IV. OPERATIONAL UPDATE

A. Fire Prevention

STRUCTURAL

REINA MERCEDES	assembly	educational	Day care	Health care	Residential board and care	Detention and correctional	hotel	dormitories	Apartment building	Lodging and rooming house	Single and two family dwelling units	mercantile	business	Industrial	storage	Special structure	Non structural (ex vehicle used as rolling store & etc.)
TOTAL	5	1	0	1	1	0	2	0	0	0	0	170	26	14	9	0	0

TOTAL	REINAMERCEDES
2	Building Plans Reviewed, Processed, and Issued FSEC
1	FSIC Occupancy
229	FSIC for Business
0	FSIC Issued from PEZA
1	FSIC Issued for Government Bldgs
233	Total FSIC Issued (Occupancy, Business, PEZA, Govt Bldgs)
2	Notice to Comply Issued
0	Notice to Correct Violations Issued
0	Abatement Order Issued
0	RECOMMENDED FOR STOPPAGE OF OPERATIONS
P260,137.50	AMOUNT OF FIRE CODE FEES ASSESSED



NUMBER OF ESTABLISHMENTS INSPECTED PER CITY/MUNICIPALITY			
CITY/MUNICIPALITY	as of 2ND Quarter (previous)	as of 2ND Quarter (current)	Variance
REINA MERCEDES	14		



NUMBER OF ESTABLISHMENTS INSPECTED PER CITY/ MUNICIPALITY

CITY/MUNICIPALITY	as of 1ST Semester 2019	as of 1st Semester *2020	Variance
REINA MERCEDES	182		



NUMBER OF ESTABLISHMENTS INSPECTED PER CITY/MUNICIPALITY			
CITY/MUNICIPALITY	as of CY 2019	as of CY *2020	Variance
REINA MERCEDES	182		

FIRE CODE FEES COLLECTON PER PROVINCE AS OF 2ND QUARTER

Municipality	as of 2nd Quarter (2019)	as of 2nd Quarter (2020)	Variance
Reina Mercedes	P 19,374	P 14,807.50	-23.570%

FIRE CODE FEES COLLECTON PER PROVINCE AS OF 1ST SEMESTER

Municipality	as of 1st Semester (2019)	as of 1st Semester(2020)	Variance
Reina Mercedes	P 159,000.25	P 260, 137.50	38.878%

FIRE CODE FEES COLLECTON PER PROVINCE AS OF 2020 (YEAR)

Municipality	as of CY 2019	as of *2020	Variance
Reina Mercedes	P 235,864.75	P 260,137.50	10.290%

B. Fire Suppression

FIRE INCIDENT COMPARATIVE REPORT

KINDS	CLASSIFICATION	CY 2019	CY 2020	VARIANCE(%)
STRUCTURAL FIRE	Residential	1	0	-100%
	Commercial/Mercantile	0	0	0
	Mixed	0	0	0
	Business/Government Offices	0	0	0
	Educational	0	0	0
	Miscellaneous	0	0	0
	Healthcare	0	0	0
	Industrial	0	1	100%
	Storage	0	0	0
	TOTAL		1	1

KINDS	OCCUPANCY	Covering period (2019)	Covering period (2020)	VARIANCE
NON STRUCTURAL FIRE	Grass, Rubbish and Forest Fire	0	0	0
	Motor Vehicle	1	0	100%
	Ship/Water Vessel	0	0	0
	Aircraft	0	0	0
	Locomotive	0	0	0
	TOTAL	1	0	100%
AMOUNT OF DAMAGE BASED ON SUBMITTED AFFIDAVIT OF LOSS		P 803,000	P 1,000,00	24.533%

C. Fire Investigation

FIRE INVESTIGATION COMPARATIVE REPORT


CAUSES OF FIRE	DESCRIPTION	CY 2019	CY 2020	VARIANCE(%)
	Electrical connection	0	0	0
	Electrical appliance	0	0	0
	Spontaneous combustion	0	0	0
	Unattended cooking/stove	0	0	0
	Open flame due to torch/gasera/candle	0	0	0
	LPG Explosion	0	0	0
	Lighted cigarette butt	0	0	0
	Lighted match stick/lighter	0	0	0
	Incendiary device/flammable	0	0	0
Open flame (Garbage)	0	1	0	
Fire Crackers	0	0	0	
Live Embers	0	0	0	
Under Investigation	0	0	0	
TOTAL	0	1	-100%	

CLASSIFICATION OF FIRE	DESCRIPTION	CY 2019	CY 2020	VARIANCE(%)
	Intentional	0	0	0
	Accidental	0	1	-100%
	Fire cases under investigation	0	0	0
	Undetermined	0	0	0
	TOTAL	0	1	-100%
CASUALTIES	Fatalities in civilian	0	0	0
	Injuries in civilian	0	0	0
	Injured Firefighter	0	0	0
	TOTAL	0	0	0

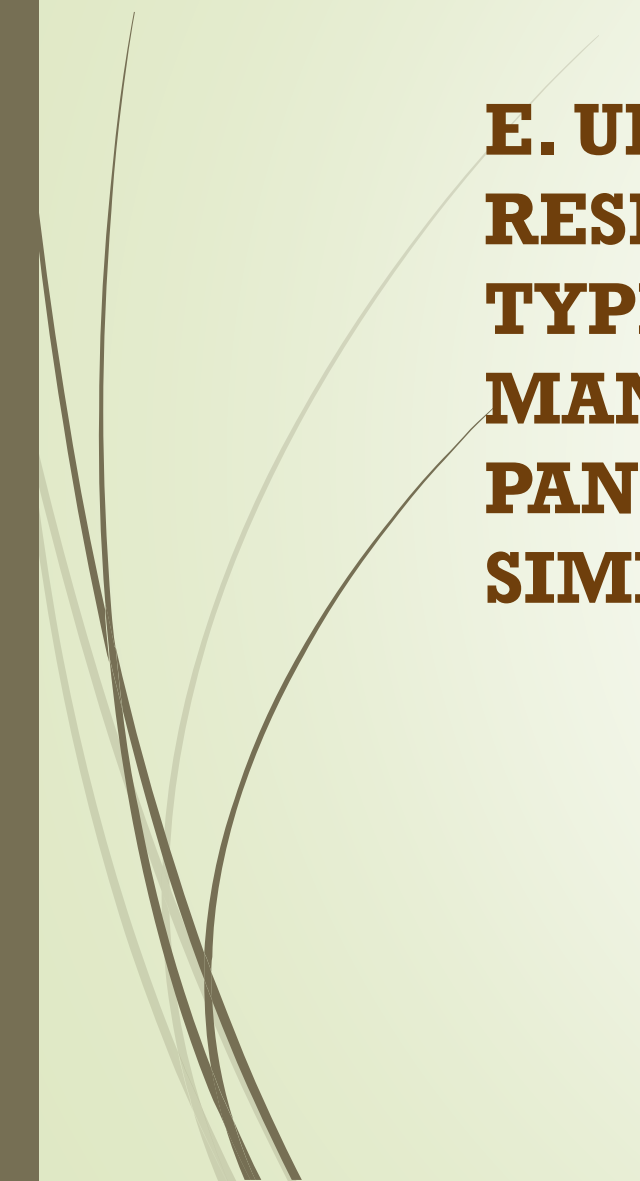
D. EMERGENCY MEDICAL SERVICES AND RESCUE SERVICES

EMS/RESCUE COMPARATIVE REPORT

	ACTIVITIES	Covering period (2019)	Covering period (2020)	VARIANCE
EMERGENCY RESPONSE	FIRE INCIDENTS	0	1	-100%
	RESCUE OPERATIONAL/DESASTERS	0	0	0
	VEHICULAR ACCIDENTS	0	0	0
	MEDICAL CASES	0	0	0
	TOTAL	0	1	-100%
NON EMERGENCY RESPONSE	FREE MEDICAL AND DENTAL SERVICES	0	0	0
	TT VACCINATION	0	0	0
	BLOOD LETTING	0	1	100%
	CONSULATION	0	0	0
	BP MONITORING	0	0	0
	DRILL CONDUCTED	5	3	-40%
	OTHERS	0	0	0
	TOTAL	5	4	-20%



E. UPDATES ON NON-FIRE AND RELATED RESPONSES (BFP RESPONSES DURING TYPHOONS, EARTHQUAKES, NATURAL AND MAN-MADE DISASTERS / CALAMITIES, PANDEMICS, TERRORISTS ATTACKS AND SIMILAR EVENTS)




**MUNICIPALITY OF REINA MERCEDES****Total Household
(BRGY)****Household
Affected**1. Households in disaster/calamity-affected
barangays rendered with assistance2. Individuals rendered with technical rescue
assistance/intervention3. Non-emergency cases rendered with
assistance by BFP4. Local, National and International events
deployed with BFP contingents5. LGU's extended with technical trainings by
BFP



V. BUDGETARY UPDATES

A. Status of Utilization of Funds as of from year 2010-2013: On- Process for release by the LGU.



VI. PLANS AND PROGRAMS

A. Physical Report of Operation as of January-June 2020

FIRE PREVENTION MANAGEMENT PROGRAM

1. Percentage of buildings and establishments inspected covered by Fire Code: BPLO registered, Government owned bldg./structures, and all other privately owned bldgs./structures not requiring FSIC against total no. of buildings and establishments nationwide.

2. Percentage of Fire Safety Inspection Certificate (FSIC) rated buildings and structure that has not been the cause of fire incident (origin of fire) against total number of FSIC rated buildings/establishments nationwide

3. Percentage (%) of buildings and establishments inspected within the prescribed time frame (i.e. 3½ days from the receipt of Inspection Order (IO) of the Fire safety Inspector) against total number of buildings/establishments nationwide.

4. No. of IEC and related activities conducted

MONTH	REGISTERED BPLO CY 2020 DATA	NO. OF GOVERNMENT OWNED BUILDING	PRIVATELY OWNED BUILDING/STRUCTURE NOT REQUIRING FSIC	NON STRUCTURAL (Motor vehicle, Motor Banca, Pedicab and the likes)	TOTAL TARGETS FOR CY2020	buildings and establishments inspected covered by Fire Code	FSIC rated buildings and structure that has not been the cause of fire incident (origin of fire)	total number of FSIC rated buildings/ establishments	buildings and establishments inspected within the prescribed time frame	FIRE PREVENTION MANAGEMENT PROGRAM - INDICATOR 1	FIRE PREVENTION MANAGEMENT PROGRAM - INDICATOR 2	FIRE PREVENTION MANAGEMENT PROGRAM - INDICATOR 3	FIRE PREVENTION MANAGEMENT PROGRAM - INDICATOR 4
					(1)	(2)	(3)	(4)	(5)	(6)=(2)/(1)	(7)=(3)/(4)	(8)=(5)/(2)	(9)
June	3				3	3	3	3	3	1	1	1	
May	1				1	1	1	1	1	1	1	1	
April	0				0	0	0	0	0	0	0	0	
March	0				0	0	0	0	0	0	0	0	
February	2				2	2	2	2	2	1	1	1	
January	240				240	212	212	212	212	1	1	1	
SUB-TOTAL													
TOTAL	246				246	218	218	218	218	4		4	



FIRE AND EMERGENCY MANAGEMENT

PROGRAM - Fire Operations Activities

1. Percentage (%) of fire, emergency and rescue calls responded nationwide (fire related) against total number of fire, EMS and rescue calls							
----------------------------------------------------------------------------------------------------------------------------------------------	--	--	--	--	--	--	--

2. Percentage (%) of fire calls not exceeding 300,000 estimated property damage out of the total number of fire calls nationwide			
----------------------------------------------------------------------------------------------------------------------------------	--	--	--

3. Percentage (%) of fire calls and related emergencies responded within seven (7) minutes (from receipt of call until arrival on the fire scene) against total fire and emergency calls			
------------------------------------------------------------------------------------------------------------------------------------------------------------------------------------------	--	--	--

MONTH	CALLS				RESPONDS				FIRE CALLS NOT EXCEEDING 300,000	WITHIN 7 MINUTES			Fire Operations Activities - INDICATOR 1	Fire Operations Activities - INDICATOR 2	Fire Operations Activities - INDICATOR 3
	FIRE CALLS	EMS CALLS (fire related)	RESCUE CALLS (fire related)	TOTAL NUMBER OF CALLS	FIRE CALLS RESPONDED	EMS CALLS RESPONDED	RESCUE CALLS RESPONDED	TOTAL NUMBER OF CALLS RESPONDED		FIRE	EMS	TOTAL NUMBER OF FIRE AND EMS CALLS RESPONDED WITHIN 7 MIN.	(13)=(8)/(4)	(14)=(9)/(1)	(15)=(12)/(1)+(2)
	(1)	(2)	(3)	(4)	(5)	(6)	(7)	(8)	(9)	(10)	(11)	(12)	#DIV/0!	#DIV/0!	#DIV/0!
June	1	0	0	1	1	0	0	1	0	0	0	0	1.00%		
May	0	0	0	0	0	0	0	0	0	0	0	0	#DIV/0!	#DIV/0!	#DIV/0!
April	0	0	0	0	0	0	0	0	0	0	0	0	100.00%	0.00%	#DIV/0!
March	0	0	0	0	0	0	0	0	0	0	0	0	#DIV/0!	#DIV/0!	#DIV/0!
February	0	0	0	0	0	0	0	0	0	0	0	0	#DIV/0!	#DIV/0!	#DIV/0!
January	0	0	0	0	0	0	0	0	0	0	0	0	#DIV/0!	#DIV/0!	#DIV/0!
Sub-total	0														
TOTAL	1	0	0	1	1	0	0	1	0	0	0	0			



FIRE AND EMERGENCY MANAGEMENT PROGRAM - Non-Fire Response Activities

1. Percentage (%) of households in disaster/calamity-affected barangays rendered with assistance against total households in disaster/calamity-affected barangays

2. Number of individuals rendered with technical rescue assistance/intervention

3. Number of Non-emergency cases rendered with assistance by BFP

4. Number of Local, National and International events deployed with BFP contingents

--	--	--	--	--	--

5. Number of LGUs extended with technical trainings by BFP

MONTH	TOTAL HOUSEHOLDS IN DISASTER/CALAMITY-AFFECTED BARANGAYS	HOUSEHOLDS AFFECTED RENDERED WITH ASSISTANCE	Non-Fire Response Activities - INDICATOR 1	Non-Fire Response Activities - INDICATOR 2	Non-Fire Response Activities - INDICATOR 3	Non-Fire Response Activities - INDICATOR 4	Non-Fire Response Activities - INDICATOR 5
	(1)	(2)	(3)=(2)/(1)	(4)	(5)	(6)	(7)
June	0	0	#DIV/0!	0			
May	0	0	#DIV/0!	0			
April	0	0	#DIV/0!	0			
March	0	0	#DIV/0!	0			
February	0	0	#DIV/0!	0			
January	0	0	#DIV/0!	0			
Sub-total							
TOTAL	0	0	0	0			



FIRE AND EMERGENCY MANAGEMENT PROGRAM - Fire Investigation Activities

1. Percentage (%) fire incidents investigated against total no. of fire incidents responded.
2. Percentage (%) of arson fire cases filed in court against total no. of arson fires.
3. Percentage (%) of fire incidents investigated with SPOT INVESTIGATION REPORT (SIR) submitted against total number of fire incident responded regionwide.

MONTH	FIRE CALLS RESPONDED	FIRE INCIDENTS INVESTIGATED	TOTAL NUMBER OF ARSON FIRE	ARSON FIRE FILED IN COURT	FIRE INCIDENTS INVESTIGATED WITH SIR	Fire Investigation Activities - INDICATOR 1	Fire Investigation Activities - INDICATOR 2	Fire Investigation Activities - INDICATOR 3
	(1)	(2)	(3)	(4)	(5)	(6)=(2)/(1)	(7)=(4)/(3)	(8)=(5)/(1)
June	1	1	1	0	0	1	1	0
May	0	0	0	0	0	#DIV/0!	#DIV/0!	0
April	0	0	0	0	0	#DIV/0!	#DIV/0!	0
March	0	0	0	0	0	#DIV/0!	#DIV/0!	0
February	0	0	0	0	0	#DIV/0!	#DIV/0!	0
January	0	0	0	0	0	#DIV/0!	#DIV/0!	0
Sub-total								
TOTAL	1	1	1			1	1	0

B. Action Plan as of _____

ACTION PLAN

As of _____

Region: _____

ISSUES AND CONCERNS	ACTION TAKEN BY MUNICIPAL OFFICE	EXPECTED OUTPUT	TARGET DATE
1.Lack of Transport Rescue Vehicle	Request for LGU support	Approval	End of 2020
2.No Coat and Trousers	Request for provision at the Provincial Office	Approval	End of 2020
3.Repair of the building; roof and top electrical installation	Request from LGU for the disbursement of the 20% share in fire code fees collected.	Approval	End of 2020



Thank you!